



2024 Annual **WATER QUALITY REPORT**

Joint Base San Antonio – Medina
PWSID: TX0150275

**QUALITY. ONE MORE WAY
WE KEEP LIFE FLOWING.**



AMERICAN WATER

Military Services

WE KEEP LIFE FLOWING™



What is a Consumer Confidence Report (CCR)

Once again, we proudly present our Annual Water Quality Report, also referred to as a Consumer Confidence Report (CCR). CCRs let consumers know what contaminants, if any, were detected in their drinking water as well as related potential health effects. CCRs also include details about where your water comes from and how it is treated. Additionally, they educate customers on what it takes to deliver safe drinking water and highlight the need to protect drinking water sources.

We are committed to delivering high quality drinking water service. To that end, we remain vigilant in meeting the challenges of source water protection, water conservation, environmental compliance, sustainability and community education while continuing to serve the needs of all our water users.

TABLE OF CONTENTS

What is a Consumer Confidence Report	2
A message from our President	3
About Your Drinking Water Supply	4
What are the Sources of Contaminants?	5
Protecting Your Drinking Water Supply	6
About Lead	7
Important Information About Your Water	8-9
• Fluoride	
• Nitrates	
• PFAS	
Water Quality Results	10
Definitions of Terms Used in Document	11
Water Quality Results: Tables	12-13
Tested for, But Not Detected	14
About Us	15
Contact Us	16

A message from **American Water- Military Services Group's President**

American Water's Military Services Group owns and operates water and wastewater utilities under the Utilities Privatization program and proudly provides water and wastewater services to military communities around the country, including yours. Our Company's Vision – "We Keep Life Flowing" – drives everything we do for you, our customers. To reinforce our vision and maintain your trust, it's important that we share with you information about our commitment to providing high-quality water service.

I am pleased to provide you with the 2024 Annual Water Quality Report with detailed information about the source and quality of your drinking water. We have prepared this report using the data from water quality testing conducted for your local water system from January through December 2024.

With equal importance, we place a strong focus on acting as stewards of our environment. In all the communities we serve, we work closely with the local directorates of public works, civil engineering squadrons, local environmental departments, and state regulatory agencies to protect environmental quality, educate customers on how to use water wisely, and ensure the high quality of your drinking water every day.

At American Water, our values – safety, trust, environmental leadership, teamwork, and high performance – mean more than simply making water available "on-demand". It means every employee working to deliver a key resource for public health, fire protection, mission assurance, the economy, and the overall quality of life we all enjoy. For more information or for additional copies of this report, visit us online at www.amwater.com.

Sean Wheatley
Military Services Group
American Water



ATTENTION: Landlords and Apartment Owners

Please share a copy of this notice with your tenants. It includes important information about their drinking water quality.



About Your Drinking Water Supply

WHERE YOUR WATER COMES FROM

The raw drinking water supply is 2 groundwater wells that terminate in the Edwards Aquifer. The Upper Medio Creek and the Medina River below Medina Lake split this facility south through this area and are the main watersheds for Medina Annex. Learn more about local waterways at <https://mywaterway.epa.gov/>

The Texas Commission on Environmental Quality (TCEQ) completed a source water assessment for the Upper Medio Creek System and the Medina River below Medina Lake in 2024 to meet Federal requirements of the Safe Drinking Water Act. The study looked at the drainage area and ranked various usability parameters. The watersheds are considered to be in good condition for all parameters monitored.

To get a copy of the assessment, contact TCEQ Region 13, San Antonio (210) 490-3096 or go to: https://mywaterway.epa.gov/waterbody-report/TCEQMAIN/TX-1912A_01/2020

Disinfection treatment: Groundwater supplies are disinfected with chlorine to maintain water quality in the distribution system.




QUICK FACTS ABOUT THE JBSA MEDINA SYSTEM

Communities served:
Medina Training Annex

Water source:
2 Groundwater wells provide water for this system

Average amount of water supplied to customers on a daily basis:
0.245 MGD



What are the Sources of Contaminants?

To provide tap water that is safe to drink, EPA prescribes regulations which limit the amount of certain contaminants in water provided by public water systems. U.S. Food and Drug Administration (FDA) regulations establish limits for contaminants in bottled water which must provide the same protection for public health.

Drinking water, including bottled water, may reasonably be expected to contain at least small amounts of some contaminants. The presence of contaminants does not necessarily indicate that water poses a health risk. More information about contaminants and potential health effects can be

obtained by calling the Environmental Protection Agency's Safe Drinking Water Hotline (800-426-4791).

The sources of drinking water (both tap water and bottled water) include rivers, lakes, streams, ponds, reservoirs, springs, aquifers and/or groundwater. As water travels over the surface of the land or through the ground, it dissolves naturally-occurring minerals and, in some cases, radioactive material, and can pick up substances resulting from the presence of animals or from human activity.

SPECIAL HEALTH INFORMATION

Some people may be more vulnerable to contaminants in drinking water than the general population. Immuno-compromised persons such as persons with cancer undergoing chemotherapy, persons who have undergone organ transplants, people with HIV/AIDS or other immune system disorders, some elderly, and infants can be particularly at risk from infections. These people should seek advice about drinking water from their health care providers. EPA/Centers for Disease Control and Prevention (CDC) guidelines on appropriate means to lessen the risk of infection by *Cryptosporidium* and other microbial contaminants are available from the Safe Drinking Water Hotline (800-426-4791).

CONTAMINANTS THAT MAY BE PRESENT IN SOURCE WATER INCLUDE:

Microbial Contaminants	such as viruses and bacteria, which may come from sewage treatment plants, septic systems, agricultural livestock operations, and wildlife.
Inorganic Contaminants	such as salts and metals, which can be naturally occurring or may result from urban storm water runoff, industrial or domestic wastewater discharges, oil and gas production, mining, or farming.
Pesticides and Herbicides	which may come from a variety of sources, such as agriculture, urban storm water runoff, and residential uses.
Organic Chemical Contaminants	including synthetic and volatile organic chemicals, which are by-products of industrial processes and petroleum production, and may also, come from gas stations, urban storm water runoff, and septic systems.
Radioactive Contaminants	which can be naturally occurring or may be the result of oil and gas production and mining activities.



Protecting Your Drinking Water Supply

Protecting drinking water at its source is an important part of the process to treat and deliver high quality water. It takes a community effort to protect our shared water resources. This includes utilities, businesses, residents, government agencies and organizations. Everyone who lives, works, and plays in the area has a role and stake in clean water supplies.

WHAT CAN YOU DO?

Quality drinking water starts upstream. Everyone can help maintain and improve drinking water supplies through the following actions:

- Properly dispose of pharmaceuticals, household chemicals, oils and paints. Materials can impact water ways if poured down the drain, flushed down the toilet, or dumped on the ground.
- Check for leaks from automobiles and heating fuel tanks. Clean up any spills using an absorbent material like cat litter. Sweep up the material and put it in a sealed bag in the trash.
- Clean up after your pets and limit the use of fertilizers and pesticides.
- Take part in watershed activities.

Report any spills, illegal dumping or suspicious activity to TCEQ Texas Commission on Environmental Quality at (800) 832-8224. This also notifies the State Emergency Response Commission.

FOR MORE INFORMATION

To learn more about your water supply and local activities, visit us online at www.amwater.com

Public Participation

Public input concerning water quality is always welcome. Water quality suggestions may be forwarded directly to the following:

Mail: 2766 Harney Path PMB 354
San Antonio, TX 78234
Phone: (210) 965-8574

The web sites of US EPA Office of Water, the Centers for Disease Control and Prevention, and Texas Department of Environmental Quality (TCEQ) provide a substantial amount of information on many issues relating to water resources, water conservation, and public health. You may visit these sites as well as American Water's website at the following addresses:

Centers for Disease Control and Prevention
www.cdc.gov

United States Environmental Protection Agency
www.epa.gov/safewater

Texas Commission of Environmental Quality
www.TCEQ.com

American Water
www.amwater.com


American Water Works Association
www.awwa.org

Safe Drinking Water Hotline: (800) 426-4791

About Lead

If present, elevated levels of lead can cause serious health problems, especially for pregnant women and young children. Lead in drinking water is primarily from materials and components associated with service lines and home plumbing. American Water is responsible for providing high quality drinking water, but cannot control the variety of materials used in plumbing components. When your water has been sitting for several hours, you can minimize the potential for lead exposure by flushing your tap for 30 seconds to 2 minutes before using water for drinking or cooking. If you are concerned about lead in your water, you may wish to have your water tested. Information on lead in drinking water, testing methods, and steps you can take to minimize exposure is available from the Safe Drinking Water Hotline or at <http://www.epa.gov/safewater/lead>.

Service Line Ownership



Please note: This diagram is a generic representation. Variations may apply.

The most common source of lead in tap water is from the customer's plumbing and their service line.

The utility-owned water mains are not made of lead; however, the water service line that carries the water from the water main in the street to your home could be. Homeowners' service lines may be made of lead, copper, galvanized steel or plastic. You can assess your service line material where it enters your home, typically in your basement, crawl space or garage, near the inlet valve.

REDUCING YOUR POTENTIAL EXPOSURE

You cannot see, smell or taste lead, and boiling water will not remove lead. Here are steps you can take to reduce your potential exposure if lead exists in your home plumbing.

OUR SERVICE LINE INVENTORY

American Water Joint Base San Antonio created an inventory of service line materials. Based on our records, no lead or galvanized service lines requiring replacement have been identified. For more information about the inventory or the service line serving your property, contact Mark Cadena at 210-965-8574



1. Flush your taps. The longer the water lies dormant in your home's plumbing, the more lead it might contain. If the water in your faucet has gone unused for more than six hours, flush the tap with cold water for 30 seconds to two minutes before drinking or using it to cook. To conserve water, catch the running water and use it to water your plants.



2. Use cold water for drinking and cooking. Hot water has the potential to contain more lead than cold water. If hot water is needed for cooking, heat cold water on the stove or in the microwave.



3. Routinely remove and clean all faucet aerators.



4. Look for the "Lead Free" label when replacing or installing plumbing fixtures.



5. Follow manufacturer's instructions for replacing water filters in household appliances, such as refrigerators and ice makers, as well as home water treatment units and pitchers. Look for NSF 53 certified filters.



6. Flush after plumbing changes. Changes to your service line, meter, or interior plumbing may result in sediment, possibly containing lead, in your water supply. Remove the strainers from each faucet and run the water for 3 to 5 minutes.

Important Information About **Drinking Water**

FLUORIDE

Fluoride is a naturally occurring substance. It can be present in drinking water from two sources:

1. By nature when groundwater comes into contact with fluoride-containing minerals naturally present in the earth; or
2. By a water purveyor through addition of fluoride to the water they are providing in the distribution system.

The JBSA-Medina System treats the potable water using fluoride addition. Fluoride chemical addition is adjusted to dose an optimal fluoride level of 0.7 parts per million (ppm) and a control range of 0.4 ppm to 2.0 ppm to comply with the state's Water Fluoridation Standards.

If you have any questions on fluoride, please call us at (210) 965-8374.

NITRATES

Nitrate in drinking water at levels above 10 ppm is a health risk for infants of less than six months of age. High nitrate levels in drinking water can cause blue baby syndrome. Nitrate levels may rise quickly for short periods of time because of rainfall or agricultural activity. If you are caring for an infant, you should ask advice from your health care provider.



Important Information About **Drinking Water**



PFAS

Per- and polyfluoroalkyl substances (PFAS) are manufactured chemicals used in many household products including nonstick cookware (e.g., Teflon™), stain repellants (e.g., Scotchgard™), and waterproofing (e.g., GORE-TEX™). They are also used in industrial applications such as in firefighting foams and electronics production. There are thousands of PFAS chemicals, and they persist in the environment. Two well-known PFAS chemicals are perfluorooctanoic acid (PFOA) and perfluorooctane sulfonic acid (PFOS). These were phased out of production in the United States and replaced by hexafluoropropylene oxide-dimer acid (commonly known as GenX), perfluorobutane sulfonic acid (PFBS) and others.

The U.S. EPA is currently developing drinking water standards for six PFAS chemicals – PFOA (4 ppt), PFOS (4ppt) and GenX, PFBS, PFNA, and PFHxs as a group using a Hazard Index of 1. For more information on the proposed PFAS drinking water standards, please visit <https://www.epa.gov/pfas>. Additionally, In 2025, JBSA-Medina will be checking our drinking water for 29 PFAS chemicals through our participation in the U.S. EPA Unregulated Contaminant Monitoring Rule program, or UCMR. Through the UCMR program, water systems collect data on a group of contaminants that are currently not regulated in drinking water at the federal level. U.S. EPA uses this information when deciding if it needs to create new drinking water limits.

The science and regulation of PFAS and other contaminants is always evolving, and American Water strives to be a leader in research and development. PFAS contamination is one of the most rapidly changing areas in the drinking water field. We have invested in our own independent research, as well as engaging with other experts in the field to understand PFAS occurrence in the environment. We are also actively assessing treatment technologies that can effectively remove PFAS from drinking water, because we believe that investment in research is critically important to addressing this issue.



American Water has a history of leading research to understand contaminants that can make their way through the environment. Our dedicated scientists work with leaders in the water community to develop methods to detect, sample, measure and address these contaminants. Because investment in research is critical to address PFAS, American Water actively assesses treatment technologies that can effectively remove PFAS from drinking water.

Lauren A. Weinrich, Ph.D.
Principal Scientist



Water Quality Results

WATER QUALITY STATEMENT

We are pleased to report that during calendar year 2024, the results of testing of your drinking water complied with all state and federal drinking water requirements.

For your information, we have compiled a list in the table below showing the testing of your drinking water during 2024. The Texas Commission of Environmental Quality (TCEQ) allows us to monitor for some contaminants less than once per year because the concentration of the contaminants does not change frequently. Some of our data, though representative, are more than one year old.

Definition of Terms

These are terms that may appear in your report.

Action Level (AL): The concentration of a contaminant, which, if exceeded, triggers treatment or other requirements, that a water system must follow.

Level 1 Assessment: A Level 1 assessment is a study of the water system to identify potential problems and determine (if possible) why total coliform bacteria have been found in our water system.

Level 2 Assessment: A Level 2 assessment is a very detailed study of the water system to identify potential problems and determine (if possible) why an E. coli MCL violation has occurred and/or why total coliform bacteria have been found in our water system on multiple occasions.

LRAA: Locational Running Annual Average

Maximum Contaminant Level (MCL): The highest level of a contaminant that is allowed in drinking water. MCLs are set as close to the MCLGs as feasible using the best available treatment technology. See also Secondary Maximum Contaminant Level (SMCL).

Maximum Contaminant Level Goal (MCLG): The level of a contaminant in drinking water below which there is no known or expected risk to health. MCLGs allow for a margin of safety.

Maximum Residual Disinfectant Level (MRDL): The highest level of disinfectant allowed in drinking water. There is convincing evidence that addition of a disinfectant is necessary for control of microbial contaminants.

Maximum Residual Disinfectant Level Goal (MRDLG): The level of a drinking water disinfectant below which there is no known or expected risk to health. MRDLGs do not reflect the benefits of the use of disinfectants to control microbial contaminants.

MFL: Million fibers per liter.

micromhos per centimeter ($\mu\text{mhos/cm}$): A measure of electrical conductance.

NA: Not applicable

ND: Not detected

Nephelometric Turbidity Units (NTU): Measurement of the clarity, or turbidity, of the water.

pH: A measurement of acidity, 7.0 being neutral.

picocuries per liter (pCi/L): Measurement of the natural rate of disintegration of radioactive contaminants in water (also beta particles).

parts per billion (ppb): One part substance per billion parts water, or micrograms per liter.

parts per million (ppm): One part substance per million parts water, or milligrams per liter.

parts per trillion (ppt): One part substance per trillion parts water, or nanograms per liter.

Secondary Maximum Contaminant Level (SMCL): Secondary MCLs are set to protect the odor, taste, and appearance of drinking water.

TON: Threshold Odor Number

Treatment Technique (TT): A required process intended to reduce the level of a contaminant in drinking water.

%: Percent

MEASUREMENTS

Parts Per Million



1 drop
in a 10 gallon fish tank

Parts Per Billion



1 drop
in a 10,000 gallon swimming pool

Parts Per Trillion



1 drop
in 35 junior size Olympic pools

Water Quality Results

American Water Military Service Group – JBSA Medina conducts extensive monitoring to determine if your water meets all water quality standards. The detections of our monitoring are reported in the following tables. While most monitoring was conducted in 2024 certain substances are monitored less than once per year because the levels do not change frequently. For help with interpreting the tables below, see the “Definition of Terms Used in This Report” on the previous page.

HOW TO READ THIS TABLE (FROM LEFT TO RIGHT)

- Starting with **Substance (with units)**, read across.
- **Year Sampled** is usually in 2024, but may be a prior year.
- A **Yes** under **Compliance Achieved** means the amount of the substance met government requirements.
- **MCLG/MRDLG** is the goal level for that substance (this may be lower than what is allowed).
- **MCL/MRDL/TT/Action Level** shows the highest level of substance (contaminant) allowed.
- **Highest, Lowest or Average Compliance Result** represents the measured amount detected.
- **Range** tells the highest and lowest amounts measured.
- **Typical Source** tells where the substance usually originates.

Some unregulated substances are measured, but maximum contaminant levels have not been established by the government. These contaminants are shown for your information.

NOTE: Regulated contaminants not listed in this table were not found in the treated water supply.

LEAD AND COPPER MONITORING PROGRAM - At least 20 tap water samples collected at customers' taps every 3 years.								
Substance (with units)	Year Sampled	Compliance Achieved	MCLG	Action Level (AL)	90 th Percentile	No. of Premises Sampled	Premises Above Action Level	Typical Source
Lead (ppb)	2024	Yes	0	0.015	ND	20	0	Corrosion of household plumbing systems.
Copper (ppm)	2024	Yes	1.3	1.3	0.143	20	0	Corrosion of household plumbing systems; Leaching from wood preservatives; Erosion of natural deposits
TOTAL COLIFORM RULE - At least 4 samples collected each month in the distribution system								
Substance (with units)	Year Sampled	Compliance Achieved	MCLG	MCL		Highest No. of Positive Samples		Typical Source
Total Coliform	2024	Yes	0	MCL = No more than 1 positive monthly sample		0		Naturally present in the environment.
E. Coli	2024	Yes	0	TT = No confirmed samples		0		Human and animal fecal waste.

NOTE: Coliforms are bacteria that are naturally present in the environment and are used as an indicator of the general bacteriological quality of the water. We are reporting the highest number of positive samples in any month.

¹ The Treatment Technique for Total Coliforms requires that if the maximum percentage OR number of total coliform positive samples are exceeded a system assessment must be conducted, any sanitary defects identified, and corrective actions completed. Additional Level 1 Assessments or Level 2 Assessments are required depending on the circumstances.

² The Treatment Technique for E. Coli requires that for any total coliform positive routine sample with one or more total coliform positive check samples and an E. coli positive result for any of the samples a Level 2 Assessment must be conducted, any sanitary defects identified, and corrective actions completed. The E. Coli MCL is exceeded if routine and repeat samples are total coliform-positive and either is E. coli-positive, or the system fails to take repeat samples following an E. coli-positive routine sample, or the system fails to analyze total coliform-positiv repeat samples for E. coli.

DISINFECTION BYPRODUCTS - Collected in the Distribution System							
Substance (with units)	Year Sampled	Compliance Achieved	MCLG	MCL	Highest Compliance Result	Range Detected	Typical Source
Total Trihalomethanes (TTHMs) (ppb)	2024	Yes	NA	80	10.2	ND-10.2	By-product of drinking water disinfection.
Haloacetic Acids (HAAs) (ppb)	2024	Yes	NA	60	2	ND-2.3	By-product of drinking water disinfection.

DISINFECTANTS - Collected in the Distribution System								
Substance (with units)	Year Sampled	Compliance Achieved	MCLG	MCL	Highest Compliance Result ¹	Average Level	Range Detected	Typical Source
Chlorine (ppm) (Distribution System)	2024	Yes	MRDLG = 4	4	1.98	1.75	1.0 to 3.25	Water additive used to control microbes.

1 - Data represents the highest monthly average of chlorine residuals measured throughout our distribution system.

OTHER REGULATED SUBSTANCES- Collected at the Treatment Plant							
Substance (with units)	Year Sampled	Compliance Achieved	MCLG	MCL	Highest Compliance Result	Range Detected	Typical Source
Barium (ppm)	2022	Yes	2	2	0.0474	0.0474 to 0.0474	Discharge of drilling wastes; discharge from metal refineries; erosion of natural deposits.
Fluoride (ppm)	2023	Yes	4	4	0.77	ND to 0.77	Erosion of natural deposits; Water additive which promotes strong teeth; Discharge from fertilizer and aluminum factories.
Nitrate (ppm)	2024	Yes	10	10	1.97	ND to 1.97	Runoff from fertilizer use; industrial or domestic wastewater discharges; erosion of natural deposits.
Combined Radium 226/228 (pCi/L)	2021	Yes	0	5	1.5	ND to 1.5	Erosion of natural deposits.
Di (2-ethylhexyl) phthalate (ppb)	2024	Yes	0	6	1.9	ND – 1.9	Discharge from rubber and chemical factories.



Tested for, but **Not Detected**

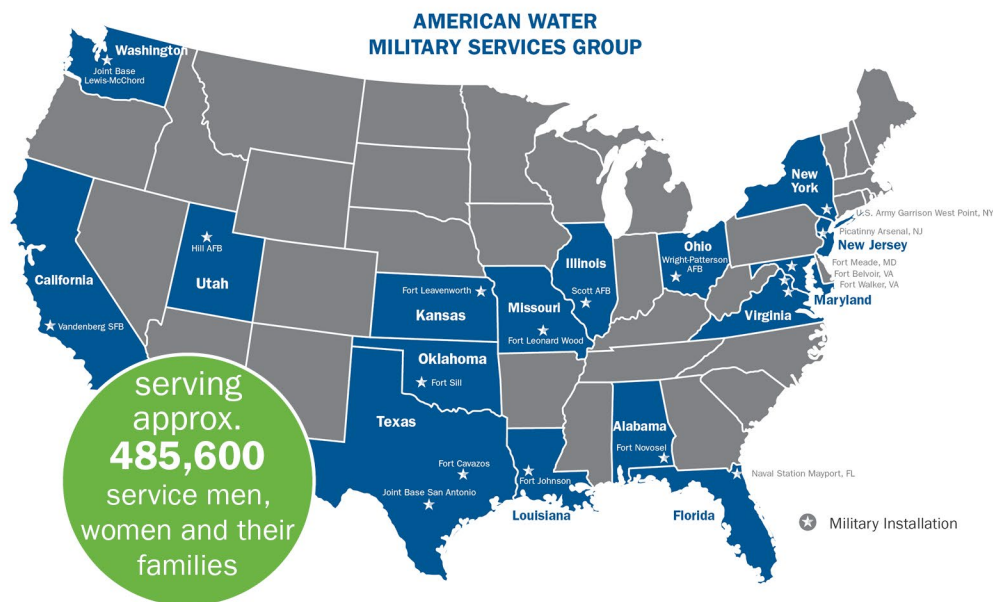
- 1,1,1-Trichloroethane
- 1,1,2-Trichloroethane
- 1,1-Dichloroethene
- 1,2,4-Trichlorobenzene
- 1,2-Dibromo-3-chloropropane
- 1,2-Dichloroethane
- 1,2-Dichloropropane
- 2,4,5-T
- 2,4,5-TP (Silvex)
- 2,4-DB
- 3,5-Dichlorobenzoic Acid
- 3-Hydroxycarbofuran Acifluorfen
- Alachlor
- Aldicarb
- Aldicarb Sulfone Aldicarb Sulfoxide
- Aluminum - Total
- Antimony - Total Arochlor-1016
- Arsenic
- Arochlor-1221 Arochlor-1232
- Arochlor-1242
- Arochlor-1248 Arochlor-1254
- Arochlor-1260 Arsenic – Total
- Benzene
- Benzo(a)pyrene Beryllium – Total
- Boron – Total Bromoform Cadmium
- - Total Carbaryl (Sevin) Carbofuran
- Carbon tetrachloride Chlorobenzene
- Chromium - Total
- cis-1,2-Dichloroethene Cobalt -
- Total
- Cyanide, Total
- Dalapon
- Di(2-ethylhexyl)adipate Di(2-
- ethylhexyl)phthalate
- Dicamba
- Dichloroprop
- Dinoseb
- Ethyl Dibromide
- Endrin
- Ethyl Benzene
- Gamma-Chlorodane
- Heptachlor
- Heptachlor epoxide
- Hexachlorobenzene
- Hexachlorocyclopentadiene Iron –
- Total
- Manganese - Total
- Mercury – Total
- Methiocarb
- Methomyl
- Methoxychlor
- Methyl tert-Butyl ether (MTBE)
- Methylene chloride
- Molybdenum – Total
- Monobromoacetic Acid Nickel -
- Total
- Oxamyl
- Picloram
- Silver – Total
- Simazine (Princep)
- Styrene
- Thallium - Total
- Toluene
- Toxaphene
- trans-1,2-Dichloroethene
- Trichloroethene (TCE)
- Vinyl Acetate
- Vinyl chloride
- Xylene (total)
- Zinc – Total



About Us

American Water (NYSE: AWK) is the largest regulated water and wastewater utility company in the United States. With a history dating back to 1886, We Keep Life Flowing® by providing safe, clean, reliable and affordable drinking water and wastewater services to more than 14 million people with regulated operations in 14 states and on 18 military installations. American Water's 6,500 talented professionals leverage their significant expertise and the company's national size and scale to achieve excellent outcomes for the benefit of customers, employees, investors and other stakeholders.

American Water's Military Services Group, a subsidiary of American Water, owns, operates and maintains water and/or wastewater assets at 18 military installations. For more information, visit amwater.com/militaryservices.



MILITARY SERVICES SITE LOCATIONS

ALABAMA

Fort Novosel

CALIFORNIA

Vandenberg Space Force Base

FLORIDA

Naval Station Mayport

ILLINOIS

Scott Air Force Base

KANSAS

Fort Leavenworth

LOUISIANA

Fort Johnson

MARYLAND

Fort Meade

MISSOURI

Fort Leonard Wood

NEW JERSEY

Picatinny Arsenal

NEW YORK

U.S. Army Garrison West Point

OHIO

Wright-Patterson Air Force Base

OKLAHOMA

Fort Sill

TEXAS

Fort Cavazos
Joint Base San Antonio

UTAH

Hill Air Force Base

VIRGINIA

Fort Walker
Fort Belvoir

WASHINGTON

Joint Base Lewis-McChord

How to Contact Us

If you have any questions about this report, your drinking water, or service, please contact American Water JBSA, Monday to Friday, 7 a.m. to 4 p.m. at 210-965-8574

WATER INFORMATION SOURCES

United States Environmental Protection Agency (USEPA):
www.epa.gov/safewater

Safe Drinking Water Hotline: (800) 426-4791

Centers for Disease Control and Prevention: www.cdc.gov

American Water Works Association: www.awwa.org

Water Quality Association: www.wqa.org

National Library of Medicine/National Institute of Health:
www.nlm.nih.gov/medlineplus/drinkingwater.html

This report contains important information about your drinking water. Translate it, or speak with someone who understands it.

Este informe contiene información importante sobre su agua potable. Tradúzcalo o hable con alguien que lo entienda bien.

Ntawm no yog daim ntawv tshaj qhia uas muaj cov ntaub ntawv tseem ceeb hais txog koj cov dej haus. Txhais nws, los sis tham nrog ib tus neeg uas nkag siab txog nws.

這是關於您的水質的十分重要的資訊。翻譯此資訊或和了解此資訊的人通話。

इस रिपोर्ट में आपके पीने के पानी के बारे में महत्वपूर्ण जानकारी है। इसका अनुवाद करें, या इसे समझने वाले किसी व्यक्ति से बात करें।

Этот отчет содержит важную информацию о Вашей питьевой воде. Переведите его или обратитесь к кому-либо, кто понимает ее.

Ang ulat na ito ay may taglay na mahalagang impormasyon tungkol sa inyong inuming tubig. Isalin ito sa ibang wika, o makipag-usap sa isang tao na naiintindihan ito.

Đây là thông tin rất quan trọng về chất lượng nước của quý vị. Xin quý vị dịch ra hoặc nhờ ai đó có thể hiểu được thông tin này.